

INVESTOR FACT SHEET

Third Quarter 2020

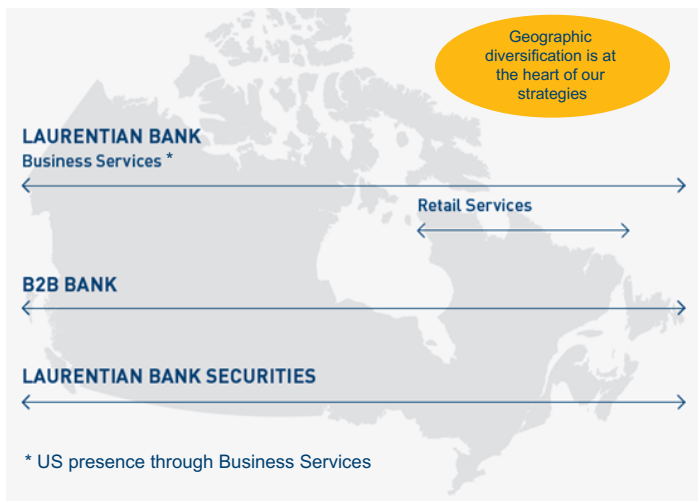
LAURENTIAN BANK FINANCIAL GROUP OVERVIEW

Founded in 1846, Laurentian Bank Financial Group is a diversified financial services provider whose mission is to help its customers improve their financial health. The Laurentian Bank of Canada and its entities are collectively referred as Laurentian Bank Financial Group (the "Group" or "the Bank").

With more than 2,900 employees guided by the values of proximity, simplicity and honesty, the Group provides a broad range of advice-based solutions and services to its personal, business and institutional customers. With pan-Canadian activities and a presence in the U.S., the Group is an important player in numerous market segments.

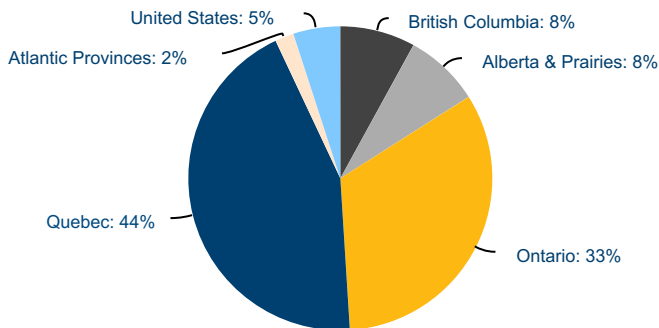
Key Metrics	Q3/20	Q3/19
Balance Sheet Assets	\$ 44.3 B	\$ 44.3 B
Average Earning Assets	\$ 37.0 B	\$ 37.8 B
Loans and Acceptances	\$ 32.8 B	\$ 33.9 B
Deposits	\$ 24.6 B	\$ 26.6 B
Common Shareholders' Equity	\$ 2,292 M	\$ 2,293 M
CET1 Capital Ratio	9.4 %	9.0 %
Market Capitalization	\$ 1,145 M	\$ 1,928 M
Assets Under Administration	\$ 28.4 B	\$ 29.3 B

OUR PAN-CANADIAN PRESENCE

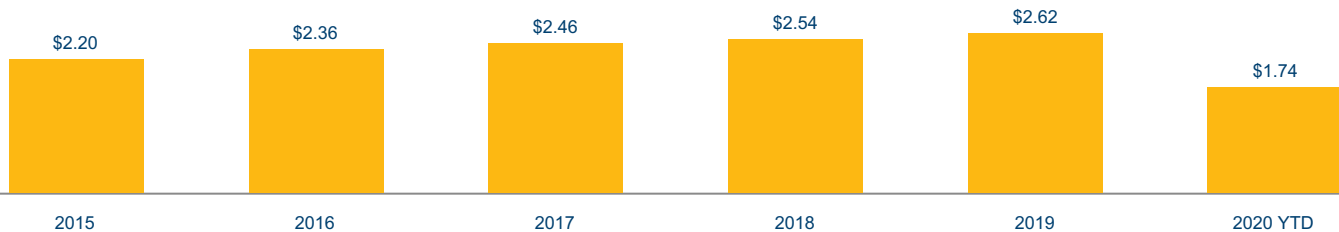


Geographic distribution of loans

As at July 31, 2020 (as a %)



DIVIDENDS DECLARED

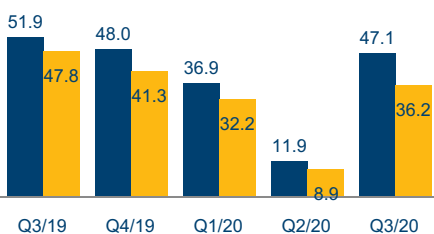


Declared Q3/20 dividend \$0.40

HIGHLIGHTS

Net Income

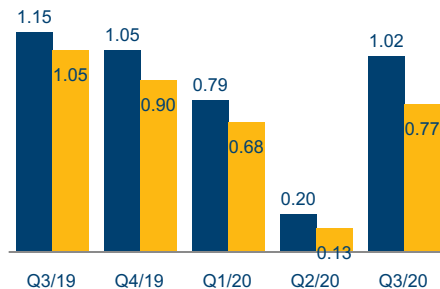
(\$ millions)



■ Net income
■ Adjusted net income⁽¹⁾

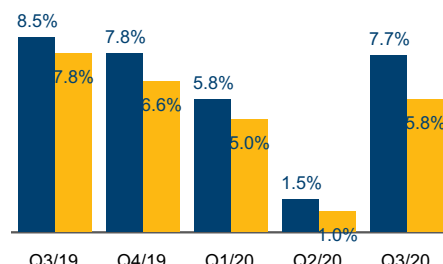
Diluted EPS

(\$/share)



■ Diluted EPS
■ Adjusted diluted EPS⁽¹⁾

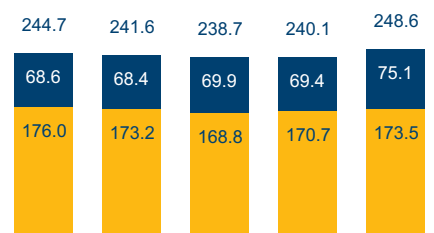
ROE



■ ROE
■ Adjusted ROE⁽¹⁾

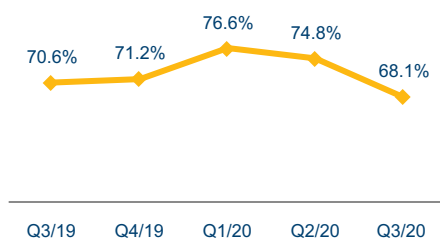
Total Revenue

(\$ millions)



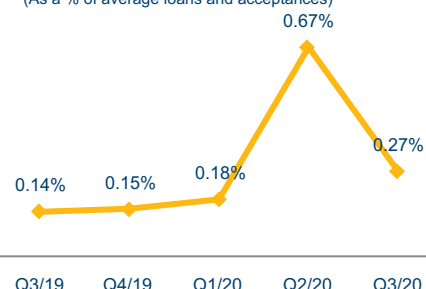
■ Net interest income
■ Other income

Adjusted Efficiency Ratio⁽¹⁾



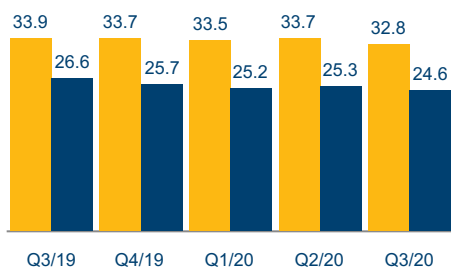
Provision for Credit Losses

(As a % of average loans and acceptances)



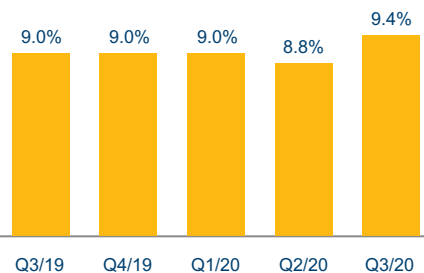
Loans and Deposits

(\$ billions)



■ Loans and acceptances
■ Deposits

CET1 Capital Ratio



2020 EARNINGS CALENDAR

Q1	February 28
Q2	May 29
Q3	September 4
Q4	December 4

STOCK-RELATED INFORMATION

As at July 31, 2020

» Share Price	\$26.55
» Number of shares outstanding	43.1 million
» Market capitalization	\$ 1,145 million

Q3 2020

» Dividend declared	\$0.40
» Dividend yield	6.0%

SHARES

STOCK SYMBOLS

- Common Shares: LB (TSX)
- Non-Cumulative Class A

preferred shares:

- Series 13 : LB.PR.H
- Series 15 : LB.PR.J

CONTACT INFORMATION

Investor Relations
Tel.: (514) 970-0564
Email: investor.relations@lbcfg.ca
www.lbcfg.ca

Corporate Offices
Montreal
1360 René-Lévesque Blvd West,
Suite 600
Montreal, Quebec H3G 0E5

Toronto
199 Bay St, Suite 600
Toronto, Ontario M5L 0A2

Transfer Agent and Registrar
Computershare Investor Services Inc.
1500 Robert-Bourassa Blvd, Suite 700
Montreal, Quebec H3A 3S8
Tel.: 1-800-564-6253
Email: service@computershare.com

